

Section 4.070(a) Sign Consideration and Standards Amended April 12, 2001

Refer to Attached illustrative page.

b) The Planning board, in reviewing a sign requiring site plan review and assessing its impact upon the Town, shall consider the reasonableness of the proposed sign's size, height, type of illumination (if any) and proximity to the edge of any highway. The Board shall also consider the type of materials and coloration of the proposed sign, as well as the number of area signs related to the same purpose and the number of signs already located on the property in question. The Planning Board in its review of signs shall minimize impact upon the town and may approve or disapprove proposed signs or require reasonable modifications that would still allow the proposed sign to achieve its intended purpose.

Design and Location of Signs:

1. *No sign shall be illuminated by or contain flashing, intermittent, rotating, or moving lights. All luminous signs, indirectly illuminated signs, and lighting devices shall employ only lights emitting light of constant intensity.*

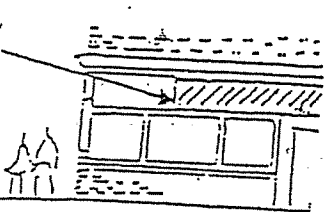
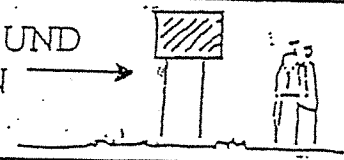
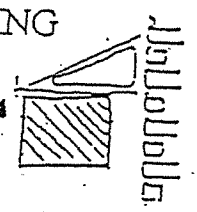

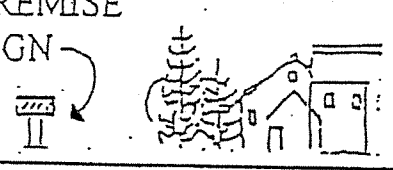
2. *No sign shall be placed upon or be supported by any water body or any tree, rock, or other natural object rather than the ground. Amended April 12, 2001.*

Be it enacted by the Town Board of the Town of Ticonderoga as follows: Local Law amended 12/14/95 to add the following sections 4.080; 4.090; 4.110; 4.120

SECTION 4.070(a) SIGN CONSIDERATIONS AND STANDARDS AMENDED APRIL 12, 2001

SIGN TYPE	MAXIMUM AREA (SQ. FT.)	MAXIMUM HEIGHT (FEET)	STANDARDS
-----------	------------------------	-----------------------	-----------

PERMITTED SIGNS: PERMIT NEEDED, APPLY TO BUILDING INSPECTOR

<p>WALL SIGN</p> 	2 SQUARE FEET FOR EVERY FOOT OF FRONTAGE	WINDOW SILL OF SECOND FLOOR	<ul style="list-style-type: none"> * 6" MAXIMUM PROJECTION FROM WALLS * NOT TO EXCEED BEYOND END OF BUILDING * MATERIALS: WOOD, METAL, OR PLASTIC * ONE SIGN FOR EACH FRONT WITH ACCESS
<p>GROUND SIGN</p> 	30 SQUARE FEET PER SIGN	16 FEET	<ul style="list-style-type: none"> * MATERIALS: WOOD, METAL, OR PLASTIC * CAN BE DOUBLE FACED * LIMIT TWO SIGNS PER BUSINESS
<p>PROJECTING SIGN</p> 	8 SQUARE FEET	WINDOW SILL OF SECOND FLOOR	<ul style="list-style-type: none"> * MATERIALS: WOOD, METAL OR PLASTIC * SETBACK FROM CURB: 18" MINIMUM * CLEARANCE: 10' OVER WALK 15' OVER DRIVE
<p>MULTI-BUSINESS SIGN</p> 	SAME AS WALL SIGN OR 70 SQUARE FEET	WINDOW SILL OF SECOND FLOOR	<ul style="list-style-type: none"> * COULD BE WALL OR GROUND SIGN * LIMIT: ONE SIGN PER BUSINESS * MATERIALS: WOOD, METAL, OR PLASTIC
<p>OFF PREMISE SIGN</p> 	3 SQUARE FEET		<ul style="list-style-type: none"> * 1' BY 3' STANDARD SIZE * MATERIALS: WOOD, METAL, OR PLASTIC

EXEMPTED SIGNS: NO PERMIT REQUIRED

TEMPORARY SIGN			* 30 DAY MAXIMUM PERIOD PER YEAR
REAL ESTATE	8 SQUARE FEET		* LOCATED ON PROPERTY FOR SALE
PUBLIC TRAFFIC & DIRECTIONAL			* RAILROAD CROSSINGS, ECT.
MEMORIAL SIGNS			* MATERIALS: WOOD, METAL, OR PLASTIC
PROFESSIONAL/ HOME OCCUPATION NAME PLATES	4 SQUARE FEET		
SUPPLEMENTAL INFORMATION	2 SQUARE FEET		<ul style="list-style-type: none"> * PUBLIC INFORMATION E.G. EXIT, ENTRANCE, NO PARKING, PARKING FOR CUSTOMERS ONLY * MATERIALS: WOOD, METAL OR PLASTIC
CONSTRUCTION			* DENOTING ARCHITECT OR ENGINEER